



OFFICERS

Bruce Underwood—
Pres.

Scott Sappington—
Vice President

Steve Byrum—
Sec/Tres


MICKY WALKER—
Founder Emeritus

Ed Hartley—
Webmaster

Jamie Strong—
Chair Special Projects

Keith Watson—
Appointed

SPA website is:
www.seniorpattern.com



Join our Discussion list from within the webpage or inform any officer and we'll "sign you up". It's like a gigantic Mailing-list, but at NO CHARGE. A service to membership and potentials from SPA.

The *SENIOR PATTERN ASSOCIATION*

Official S I G (Special Interest Group) of AMA

Dedicated to the building, flying and competition of vintage Pattern model aircraft

SPA NEWSLETTER

MAR/APR 2008

SENIOR PATTERN PILOTS make SMOOTH PASSES !

SPA — “lookin’ *Great*— in Two-thousand *Eight!*

IN THIS ISSUE

SNOW, in Forest, MS ?.....by: Joyce Harvel.....Page 2
Yankee SPA birds.....by: Steve Johnson.....Page 2
GORILLA GLUE for modeling.....by: John Gausby.....Page 3
Current ANTIQUE patterns for November contest.....Page 4
Dave Burton vacations in ALASKA.....Page 4
Southeastern HOBBY & TRADE Show.....Perry, GA.....Page 5
SERMA Field Dedication....Judges Clinic Cancelled.....Page 6
SPA Contest “Photo-Fun”.....Page 7
SPA Membership application (Copy and give a “flying Buddy”).....Page 8
(Results, photos and text from Alabaster and Gadsden, AL next issue)

2008 SPA Contest Schedule

(as of March 12, 2008)

April 19th-20th Gadsden Alabama (firm) Steve Byrum CD
spbyrum@bellsouth.net

May 3 & 4- Tulsa, OK (firm) Tim Tipton - CD
trtesquire@mindspring.com

May 17th-18th Knoxville Tn.(firm) Dennis Hunt CD
zimpro@comcast.net

June 7th-8th Hotlanta Ga.(firm)John Baxter CD
rjbaxter2@comcast.net

July 12th - 13th Asheville NC. (firm) Duane Wilson CD
avlwilson@charter.net

July 26th -27th Edinburgh IN (firm) Weekend of the NATS ending Friday, A two for one :). Randy Schwersenska. CD
speedster1919@juno.com

August 16th- 17th Hodges (firm) Andersonville, GA Scott Sappington CD
mrmay2006@comcast.net

September 20th- 21st Prattville Al. (firm) Jamie Strong CD
jstrong499@charter.net

October MASTERS 25th - 26th Cullman Al (firm) Steve Byrum CD
spbyrum@bellsouth.net

November SPA Antique contest - 15th-16th (firm) PCMA Paulding Co. GA (same as HOTLANTA)
Frank Stewart CD
hotstick@charter.net



Bruce & Jane Underwood

TOP NOTCH TROPHIES
2044 O'Brig Avenue
Guntersville, Alabama

Work: 256.582.0606

Home: 256.582.3742

Email: topnotchtrophies@bellsouth.net

SNOW—in Forest, MS

On Jan. 19, 2008....Joyce (Mrs. Doug Harvel) wrote on the SPA Discussion List: (Cut & Pasted)

Just wanted yall to know that "Doug" in Forest, MS has turned very serious about this SPA stuff. Caught him out at near daylight this morning just after his first flight...Said weather would not deter his working toward some 6's & 7's this year...



Doug & KAOS morning of January 19, 2008



Is this LOVE and dedication?



Couldn't help but notice how, "while I was flying the REAL airplanes on the outside, over in warmer Dalton, GA, the woosies were on the inside of a nice warm home playing with their storebought RTF helicopters!"

"SNOWBALL" Harvel & Joyce



The above photo was sent me by Steve Johnson of Orchard Park, NY on June 06, 2007. Steve said:

The Phantom belongs to my flying buddy, Bob and is powered by an OS 61. We knew you, a Phantom fan, would like a look at it especially on the day of it's maiden flight. There are two clubs that fly out of Hamburg which is where the local field is. The field is imperiled by the intrusion of soccer fields and we have been told to move at the end of this season.

The Super Kaos 60 is one of a pair I scratched this past winter. The other I gave to a fellow club flier.



Look at the beautiful Daddy-Rabbit in above photo. John Baxter e-mailed me this photo on Feb. 18, 2008, had just finished it to replace one he said failed to come home with him one day from the flying field a few weeks before. Rumor has it John manufactures his own Graphics. Such a pretty finish. Eager to see this bird perform on the contest circuit this season.



GORILLA GLUE

experiments

by

JOHN GAUSBY



Sometime ago we had a discussion about a good substitute for "Probond" polyurathane glue. (Bruce started that one I think)... He had trouble finding Probond....So did I.

I was ready last weekend to sheet the wings and stab on a new 750 sq in SPA weapon. I came up empty handed of course (for Probond) after trips to Lowes and Home Depot....So....I remembered someone on our list said that "Gorilla Glue" was also a pure polyurathane glue and should work just fine. You can buy Gorilla Glue almost anywhere! ...I bought a 4 oz bottle and headed home for some testing.

I took a piece of scrap 1/16 balsa and a piece of wing foam and spread a thin coat on the balsa. Misted the air with water and put weight on the twoLet cure till the next day. I also spread a thicker coat on another scrap piece of balsa and misted it directly to see how much it foamed up in the open....I remember Probond would foam like crazy.

Well.....This was interesting! The foam and balsa laminate was very strong. Could not peel the balsa up without sticking a screw driver between the two pulling up chunks of foam and breaking up the balsa.....Also there was NO foaming at the edges ...or very very little. The other open piece of balsa with the thicker coat had almost NO foaming either. The glue on this piece did expand about 2 to 2 1/2 times its original size (not like Probond) and was rock hard ;dense and light. (The instructions on the Gorilla bottle about expansion are not accurate). I cracked it in half and it snapped like a piece of cured 5 minute epoxy....Hmmm.....This should be PERFECT for sheeting. I just need to remember to be a little more liberal spreading the glue as compared to Probond.

Use the same steps as you would with Probond except be a little more liberal with the Monkey Glue. Use a 4" high density foam paint roller (a must) and roll the glue on the skins till there is a nice wet "even" surface (not thick.... wet with a GOOD gloss). I then spread a thin 1/2" wide coat (with index finger) on the leading edge of the core so I didn't have to mess with any shimming to get the LE to stick real well....Also "finger coat" any low spots that may be on the core....ie...Balsa that may overlap on the core TE. ..any finger dents.. etc. Mist the ceiling air with a good atomizer and wave the core thru the mist as it falls. Don't spray directly.

If you poured a little too much glue on the skins....don't fret....The roller will soak up a bunch of the glue. I found that it is better to apply Gorilla a little heavy rather than too little (before rolling). A 4 oz bottle was just enough to sheet both stabs and wings with a smidge left over.

Much of the poured glue soaked into the rollers. The sheeted cores came out very light.

Carefully line everything up and weigh the core down on a dead flat surface with another dead flat surface and add more weight on top of that (about 250 lbs on top of a wing is OK with this method)...I found that the current Monkey Glue sets up faster than Probond....about 12 hours and it's completely cured at room temp. Take the weight off and start the trimming. NOW I prefer Monkey over Probond for model building because of the different properties....Will also use it gluing fuse doublers and it sands well.....Ya never REALLY know about something new till ya actually try it!

Happy building.....John G.



Above is a photo of John's experiment. Note, the balsa literally had to be torn from its adhesion to the foam. Les Smith,, who works with chemicals, admonished modelers using this product do so with a lot of ventilation and guard against prolonged skin contact. He said some of its' contents could be hazardous to users, if not careful.



Latex-free gloves from any well-stocked pharmacy. Roller handle and high density 4 inch foam rollers came from Lowes. These foam rollers ain't cheap. About \$1.50 each if you buy in bulk of 6 or more. I use 3 per model, 1 per wing panel and 1 for the stab halves. (It's just MONEY!)

Preparing for the ANTIQUE meet ?

Frank Stewart and Mickey Walker are preparing for a BIG turn-out for the ANTIQUE contest this fall at the PCMA field at Hotlanta. Many of us are constructing models which were designed and flown prior to 1967 for the ANTIQUE meet. If you have an antique model at present and would like to start practicing the patterns, here they are:

(via e-mail from Mickey Walker who assembled them)

Bruce, here are the patterns for the Antique contest all taken right out of the rule book.

NOVICE

1-Take Off

(Fly-by for trim)

f2-Straight flight out

3-Procedure turn

4-Straight flight back

5-3 inside loops

6-1 horizontal roll

7-Immelman turn

8-Stall turn

9-Landing.

Sportsman

1-Proto taxi and take off

(Fly-by for trim)

2-Touch and go.

3-3 rolls

4-Three inside loops

5-Four point roll

6-3 turn spin

7-FAI horizontal 8

8-Cuban 8

9-3 outside loops

10-Landing

11-Taxi to hanger

Expert

1-Proto taxi and take off

(Fly-by for trim)

2-touch and go

3-3 horiz. rolls

4-Top hat

5-4 point roll

6-Double Immelman

7-Slow roll

8-Rolling circle (note must be done from the left, a fly-by permitted if needed)

9-Tail Slide

10-Landing

11-Taxi to Hanger

This ANTIQUE contest is going to be just like the "good ole days", for info you may e-mail Frank Stewart CD at:

hotstick@charter.net



As a general rule, in editing the Newsletter, I "crop" a photo like the above to place emphasis on the "subject", which in this one would naturally, one would assume, be Dave Burton and the Kwik-Fly. Not so, read the text sent me with this photo to appreciate the background and just EVERY part of this environment...(from Dave).....

OK Bruce, here goes....feel free to edit as you like:

I spent 2 1/2 weeks in August flying and fishing with long time friend and pattern flyer Reeves Lippincott in Wasilla, Alaska.

We flew at his private flying field at his home. It's the most beautiful flying site in the country.

After a five day float trip for Rainbow trout and Silver Salmon, We spent two days practicing for the Alaska State Championship RC pattern meet, then afterwards we spent two more days practicing the FAI P-09 Schedule with his Synergy and flying the SPA Expert schedule with his all wood Graupner Kwik-Fli III that he built a few years ago. Beautiful site, weather, airplanes, lots of fish and flying - It doesn't get any better than this!

I'm trying to get Reeves to drum up some interest in an SPA event up there.

Dave



Jim Eide's DADDY RABBIT- I, scratch built from plans. Some are building for ANTIQUE.

SOUTHEASTERN HOBBY SHOW Feb. 29 & Mar. 1, 2008

What a delightful Friday afternoon and Saturday morning visiting with folks visiting the SPA tables in Perry, GA this year.

Six NEW members paid dues and joined us, they included:

Steve Morin.....North Augusta, S. C.
Robert Gordon.....Jonesborough, TN
Bill P. Rankin.....Acworth, GA
Larson Anderson.....Bartlett, TN
Charlie Myers.....Estill Springs, TN
Charles E. Johns.....Brewton, AL

Scott Anderson displayed his good looking ARC which he promoted as his "secret weapon"....(see photo and description). Vic Koenig allowed the display of an ARC MACH-1 that went home with Michael White. Duane Wilson's KING ALTAIRE which was pictured in the JAN/FEB newsletter was on display along with details on the kits for same from Home and Hobby Solutions. Duane answered numerous inquiries regarding the handsome KA. Dan Dougherty displayed his DIRTY BIRDY which is finished in patriotic red, white and blue colors.

I chatted briefly with Show Promoter Norm Deputy of GAMA who sponsors the Show yearly, congratulating him on the huge success. No parking spots were left outside the three huge buildings at the Georgia Agriculture Center.

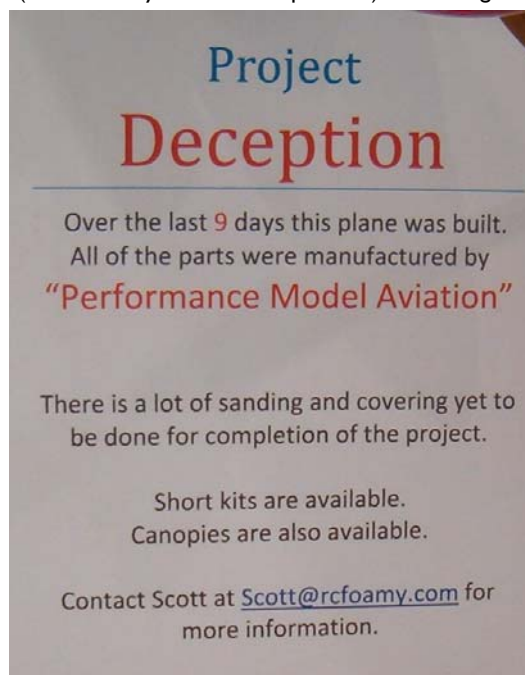
Mac Hodges, owner of Hodges Hobbies in Andersonville, GA, told me of his appreciation to the SPA for the good patronage of his "on-site" hobby shop during the 2007 SPA contest there. He said, "you guys respected my premise and left it cleaner than many groups that have events there". "I'm looking forward to this seasons event and your return".



Here's a SAMPLE of some of the lovely visitors to the SPA tables this week-end: above is Mrs. Linda Owens of Tallahassee, FL who was gracious enough to allow her photo with the PRES. Jeff shot the photo (that was Jeff's CUTLASS pictured in the last edition). Jeff placed 1st in SPORTSMAN at the Florida SPA CHALLENGE in December of 2007. Story in the JAN/FEB newsletter.



Scott Anderson's "secret weapon" turned out to be a Jim Kimbro designed DECEPTION. This one was produced in 9 days. Scott is offering this model as a "shortkit" with cores, plans and FG canopy for \$65.00. A DELUXE model with aforementioned cores vacuum sheeted with LE and TE glued and roughed in as well as the landing-gear blocks for \$145 to 150. One wanting an ARC (Almost ready to Cover, as pictured) should negotiate with him.



To the left
is a
CLOSEUP
of the
descriptive
sign
held in
Scott's
hand.

I was mostly surprised this year with the majority of all visitors to our SPA tables, having known of the SENIOR PATTERN ASSO. through the great publicity we have enjoyed through Duane Wilson's stories in Model Aviation and the articles by the pattern author in the publication as well as the terrific website that webmaster Ed maintains for the group.

Remember how we used to expect the first question from a spectator to be "how much did that cost"? (I used to get a kick out of a U-Control buddy back in Gadsden, Hawk Hawkins who'd say "ya want the REAL price or the WIFE price"?)

Nearly all our visitors to the tables in Perry acknowledged with no hesitation, "I've heard about your group via the model mags or via the SPA Website which is:

www.seniorpattern.com

Thanks again all for the assistance, good public relations and the chance to visit at the annual SE Hobby & Trade show.

Wintry blast forces CLINIC cancellation

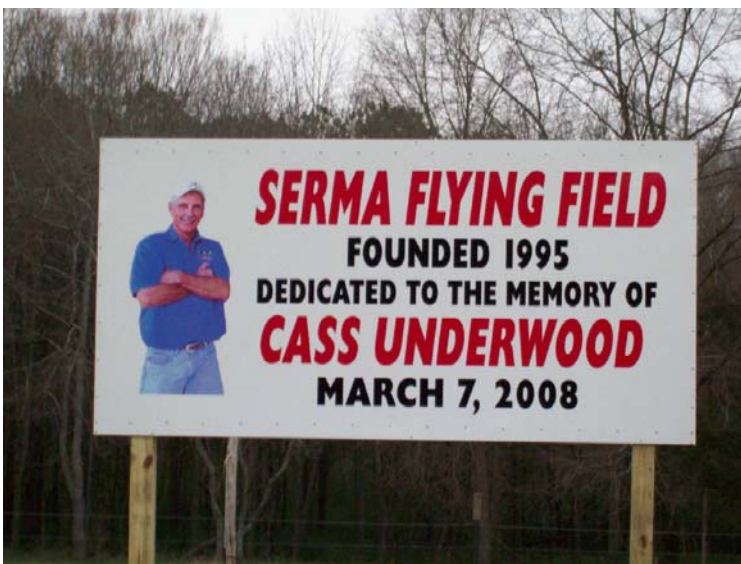
Guntersville, AL....Sub-freezing temperatures, gusts to 35 MPH, even sleet and snow forced the SERMA club to call off its' JUDGES CLINIC scheduled for March 8 & 9 here. Event Coordinator Bill Collins held out til Wednesday of the week to make the call since so much preparation had gone into its' "make-up".

35 "study-guides" consisting of all maneuvers utilized in the 2008 maneuver schedule had been printed and compiled in neat plastic folders. Food for the Shrimp Boil on Friday evening already in readiness for the "shindig". Reservations for Porta-Johns and the meeting room at the Top-O-the-River Restaurant for Saturday night cancelled.

The "heartbreaker" probably came when "surprise" happenings were revealed on the evening of March 7 anyway. As you are well aware, the event was billed the "Cass Underwood" Memorial Judges Clinic. Despite the cold weather, the local group held a gathering at SERMA for the official dedication of the SERMA field in memory of Cass.

Mama Jane and your author (Cass's Dad) were really surprised by Collins, Wendell Cornelius, Bob Wilkes, Ken Nix, oldest Son Mike Daughter Kim and a number of Cass's friends locally...who had planned an "unveiling" of the dedication sign at the "shrimp boil" that evening. We didn't know until Collins called saying "Bruce you gotta come to the field now...someone has done "wheelies" on the runway and ruined it". Grandson, B.J. and Fiancee, Amy were taking us to eat out at Catfish Cabin (Friday evening ritual) and agreed to run us to the field first. It was then, we were met by the proponents of the occasion and saw the sign for the first time. What a wonderful happening. It is such a JOY to be among such loving friends. We are so BLESSED.

Here's what we saw upon arrival:



I was informed that Bill Collins was the "motivator" for the building and installation of the sign. It was prepared by "Tee" Rice, local screenprinter and closest friend of Cass's. The photo is more than "life-size". Rice tried to explain the process but your Author must study this procedure a bit more before completely comprehending it. Our Landlord and others set the support posts in 1 1/2 bags of cement in each foundation hole.



Older Son Mike, Mama Jane, Bruce, Daughter Kim



Wendell Cornelius, (who made most of the photos and had the field all ready for the Clinic, with help of Bob Wilkes on right side of photo). Ken Nix next to Wendell, Bill Collins between Bob Wilkes and myself. That's Ken's "Mama Dog" extreme right.

Sid Austin had "lesson plans" for almost classroom type study and discussion of each maneuver utilized in the current patterns. It was scheduled for pilots to fly about 1/3 of each pattern with a panel of 5 contestant/judges scoring each maneuver, landing, then a full scale comparison of recorded scores and a discussion, in depth, of each. This, is to insure **all** participants are seeing the same errors or merits.

The prepared STUDY-GUIDES" will not be wasted as they will still be placed in the hands of active SPA Pattern pilots, however not as timely as had been the plans. It was a "risky" date, this early in the season for the weather in No. Alabama is so unpredictable in March. The efforts were expended, the date ideal (just prior to the actual competition season)...only the elements failed us.

Stay tuned here and on Discussion List for future planning.



Randy Robert's lovely PHANTOM-I. On circuit this season.

Look for Randy Robert's lovely PHANTOM-I this season. NICE.



Gary Lindner shot this photo of "FOOTS" Robinson. Us "old-timers" can recall PRE-BUNION days "bare-footin'" like this. (SIGH)



Skip Getelman's UTTER CHAOS. Don't you love that "long—lean look"? Skip says he's gonna see more action this season than last.

Tell someone of your' "flyin' buddies" about the fun and fellowship of SPA membership. Membership app on page 8.

Senior Pattern Association



Members of the Johnson County RC club are establishing a new charter of the **Senior Pattern Association**.

The basic concept of **SPA** is friendly but fun competition with airplanes that were common from 1975 and earlier.

This is an attempt to *keep people flying and competing* with airplanes and systems that were designed primarily as *sport acrobatic* flyers well within the budget of the average RC enthusiast.

Scott Mitten is visiting area RC clubs with the hopes of generating interest for this new charter of the SPA.

An tentative "**Kick-Off**" event is scheduled for **August of 2008**. This will be a two day competition with SPA Gurus from Georgia and Tennessee providing guidance with Judging and Execution of the event.

There will be **3 categories**: *Novice, Intermediate and Advanced*.

The *Novice* Category requires **no membership or special plane**.

Intermediate and *Advanced* Categories will require membership in the SPA and a "*legal plane*".

For More information about the **SPA** and a list of "*legal planes*" see <http://www.seniormattern.com/>

The Cost for membership in the SPA is \$20.00.

For more information regarding the inaugural contest or the new charter being formed please contact:

Scott Mitten

Scott@Saber-Group.net

317 341-3124

The ABOVE post was from the SOUTH INDY RC CLUB website.



This shot of Sid Austin, proprietor of PYRAMID HOBBIES in Cullman was made at the Huntsville, AL SPA contest in 2003. A replica of the original KIRKLAND model with modified fully symmetrical stabilizer airfoil rather than diamond or flat seen on some INTRUDERS.



The PRO-DRIVER MK II is still available from Tony Stillmans **RADIO SOUTH**.

This one is equipped with the little green LED.

(Note the LED just to the left of the power switch).

A similar one fitted with a timed button can still be had.

-0-

Wasn't it SAM CARNEGIE that said "PRACTICE MAKES PERFECT!"
CALL CARDS on website: www.seniormattern.com

Visit

our

website

at

www.seniorpattern.com

SENIOR PATTERN ASSOCIATION MEMBERSHIP APPLICATION

Name_____ Date of Birth_____

Address_____ Phone ()_____

City-State-Zip_____

AMA Number_____ Club Affiliation_____

Membership dues \$20. Make check payable to SENIOR PATTERN ASSOCIATION

Mail to:

Steve Byrum

1326 3rd St. SE

Cullman, Alabama 35055

**Bruce Underwood
1412 Patterson St.
Guntersville, AL 35976**

